


Style, functionality, and sustainability come together at LUMIX24.

Our collection features a refined selection of acoustic slat wood panels and WPC wall panels, designed to transform any space. Whether it's a modern interior, a professional environment, or a creative living space – LUMIX24 stands for quality and innovation.



- *Acoustic comfort: Slat wood panels enhance sound quality while adding a warm, natural look.
- *Sustainable design: Our WPC wall panels combine wood fibers and polymers into a durable, eco-conscious product.
- *Aesthetic versatility: Available in a wide range of colors and finishes to perfectly match your style.
- *Easy installation: Smart systems ensure quick and efficient mounting, so you can enjoy the results immediately.

With LUMIX24, you're not just choosing premium materials – you're embracing a complete solution that harmonizes design, acoustics, and sustainability.





Acoustic Slat Wood Panel




Product introduction

Each slat is composed of environmentally friendly wooden panels and formaldehyde-free, sound-absorbing polyester panels. The combination of wooden slats and acoustic felt can effectively absorb echoes in the space while enhancing the visual aesthetics. The surface can be customized with melamine, veneer, PVC and HPL finishes according to customer needs. This product uses high-quality, durable and environmentally friendly base materials, and has been certified by authoritative organizations. It is widely used in offices, homes, businesses and other places.

Sound absorption principle

Sound absorption ≠ soundproofing



Noise is more than just the size of the sound source, it also includes reverberation, echo and clutter.

The concept of sound absorption: sound absorption is to attenuate the repeated reflection of sound in the room, reducing the reverberation of the room.

The concept of sound insulation: reducing transmitted sound energy and blocking the propagation of sound.

Product Parameters



NAME: Acoustic Slat Wood Panel
SUBSTRATE: MDF+Polyester fiber
FINISH: melamine/wood veneer/ PVC/ HPL
INSTALLATION METHOD: Glue / drive into the keel and fix with nail gun
PRODUCT SPECIFICATION: Length 2400-3000mm; Thickness 21mm
ENVIRONMENTAL PROTECTION GRADE: E1
APPLICABLE PLACES: home/office/school/theater/exhibition hall, etc.

Swatches



DY White Oak-41285



DY Black Walnut-202C



DY Black Apricot-03C



DY Black Oak-19S



DY Santos Rose Wood-806S



DY Smoky-3206S



DY Silver Pear-3094Q



DY Oak-436S



DY Walnut-292S




DY Black Walnut-JK6316S




DY Grey Oak -579-1N



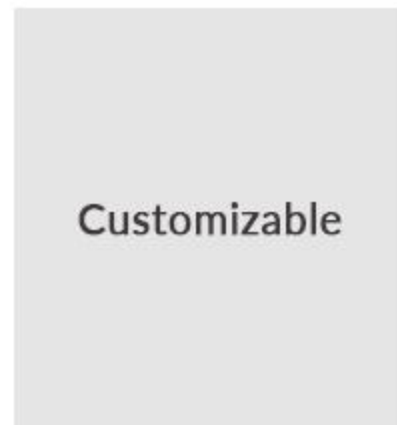
DY Black Oak-6032KS



DY Weaver Maple-931-1N

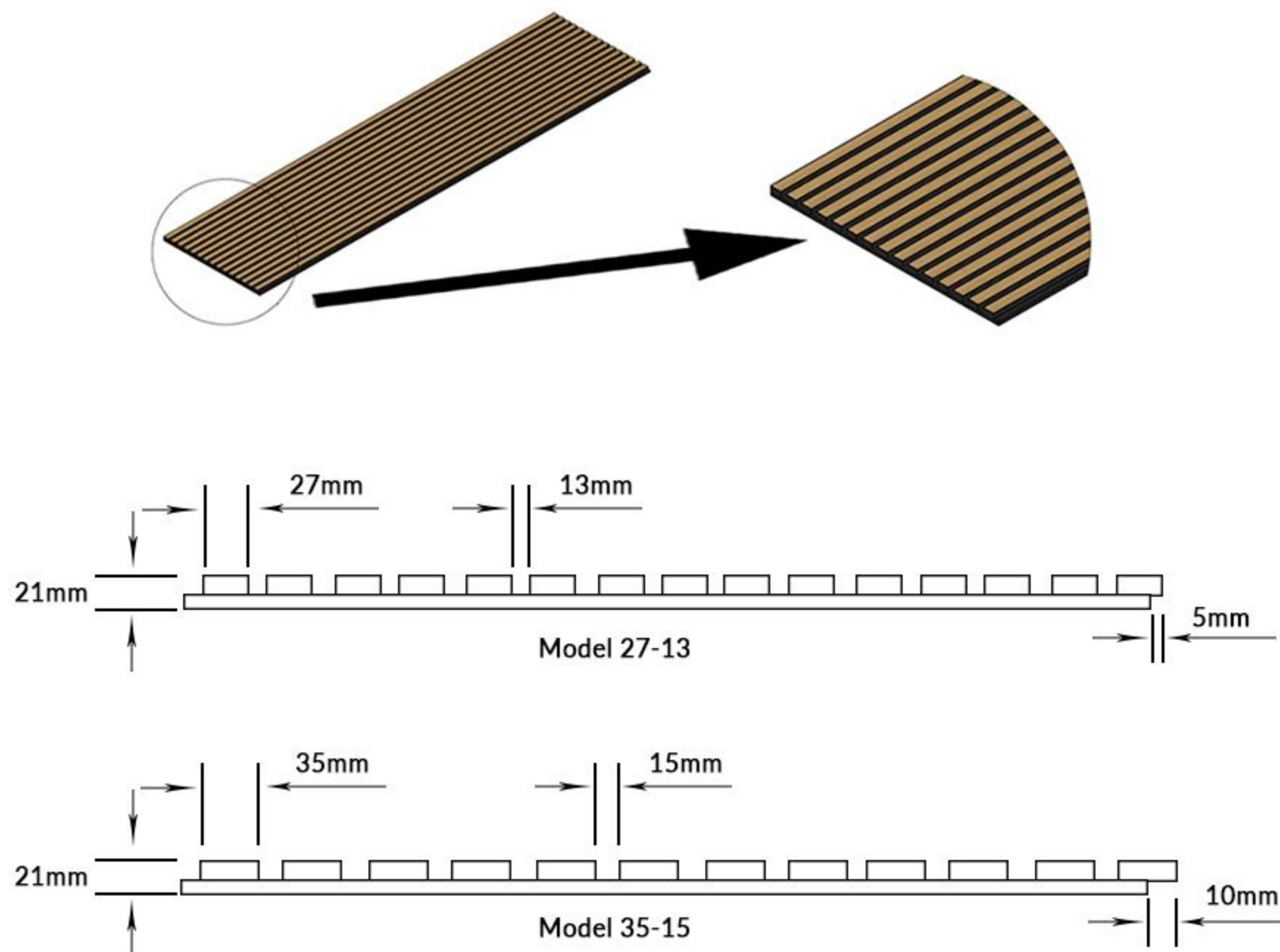



DY Weaver Maple-973-1N

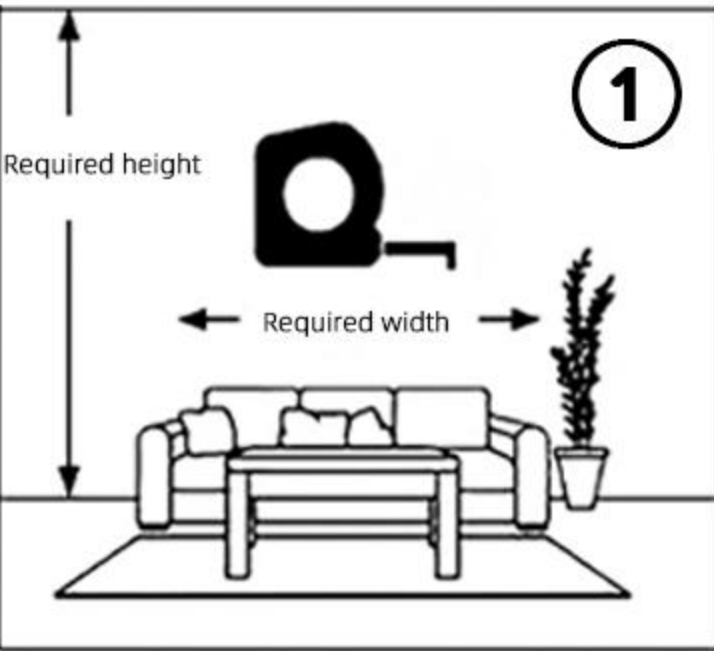


Customizable

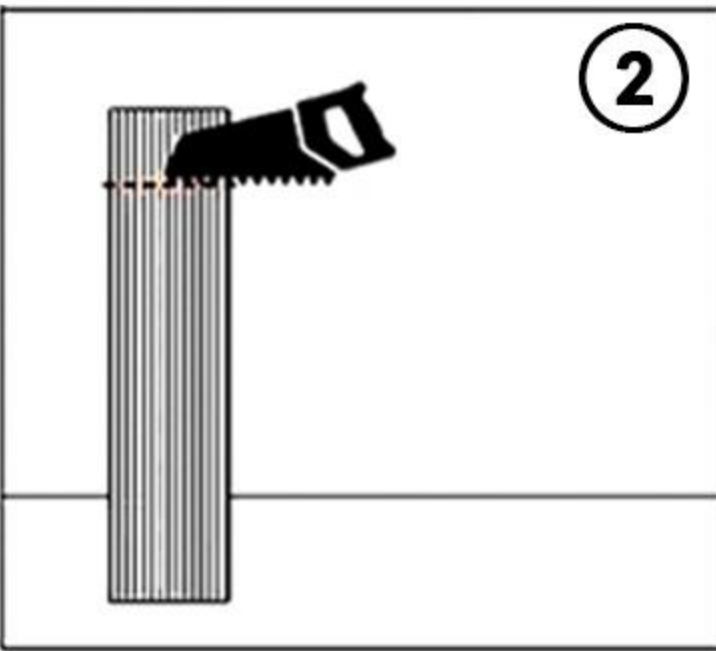
Product Dimension



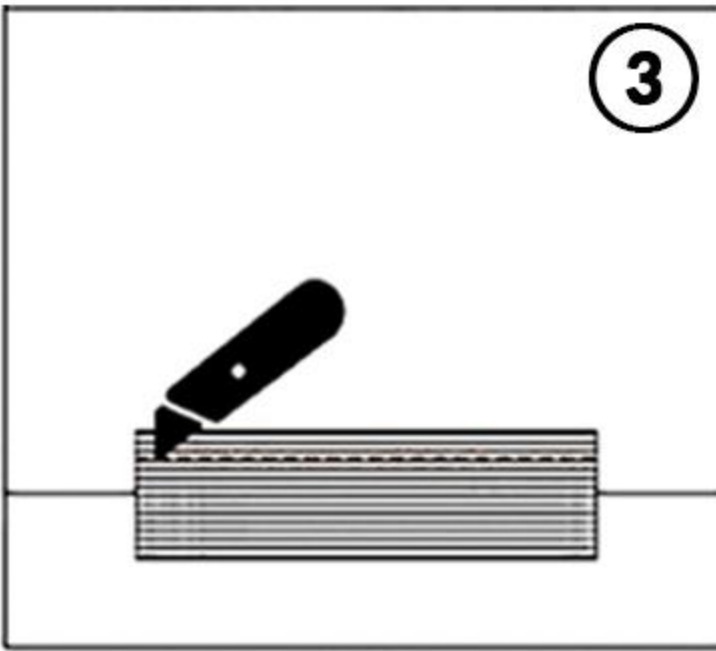
Swatches



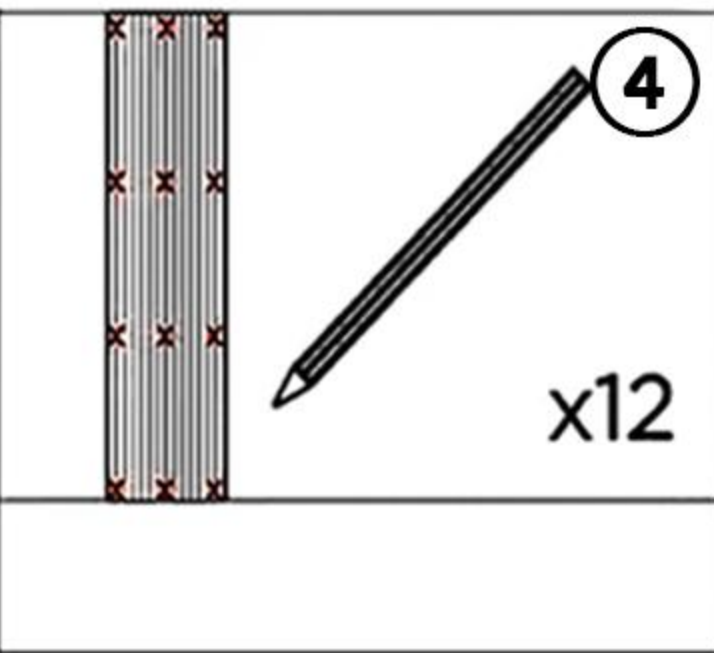
Step 1 - Measurement



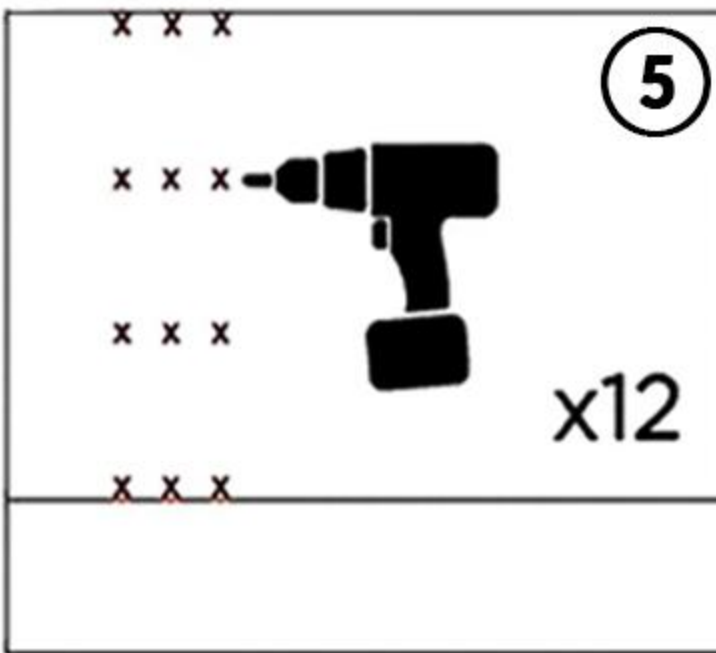
Step 2 - Cutting Width



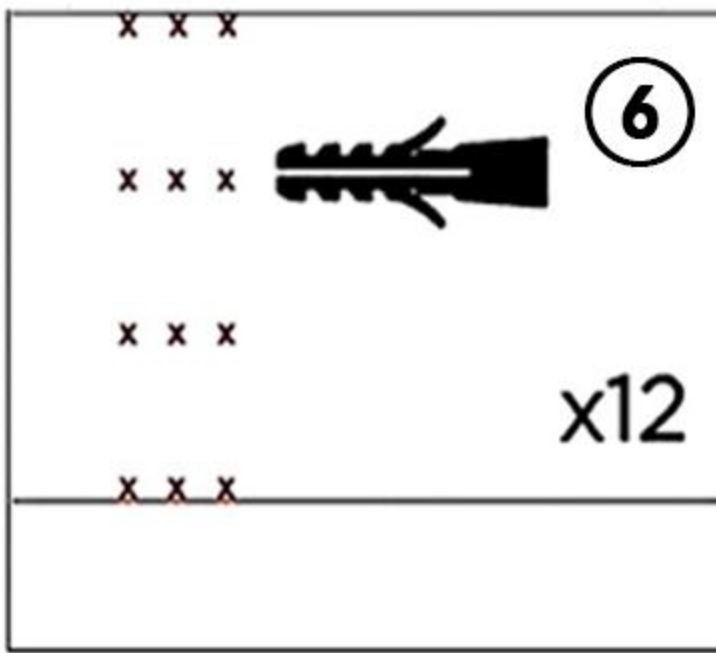
Step 3 - Cutting Length



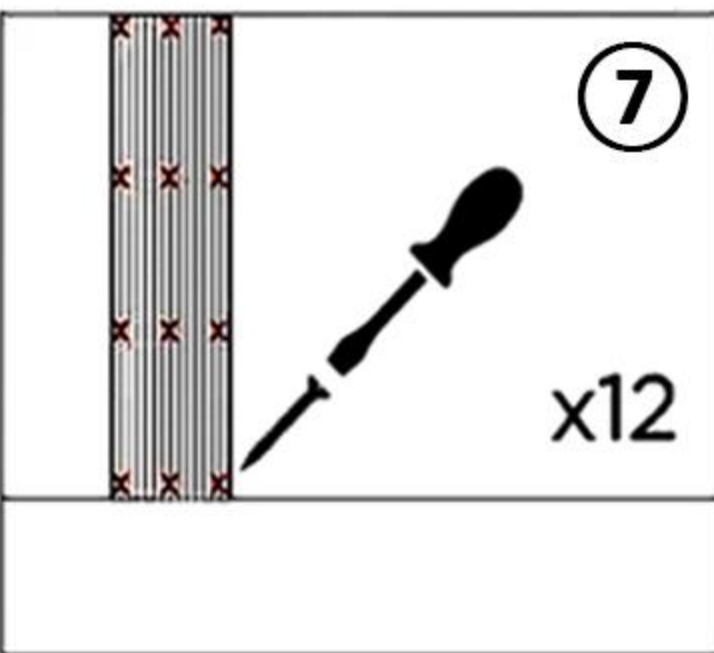
Option 1: Screw fixing - marking



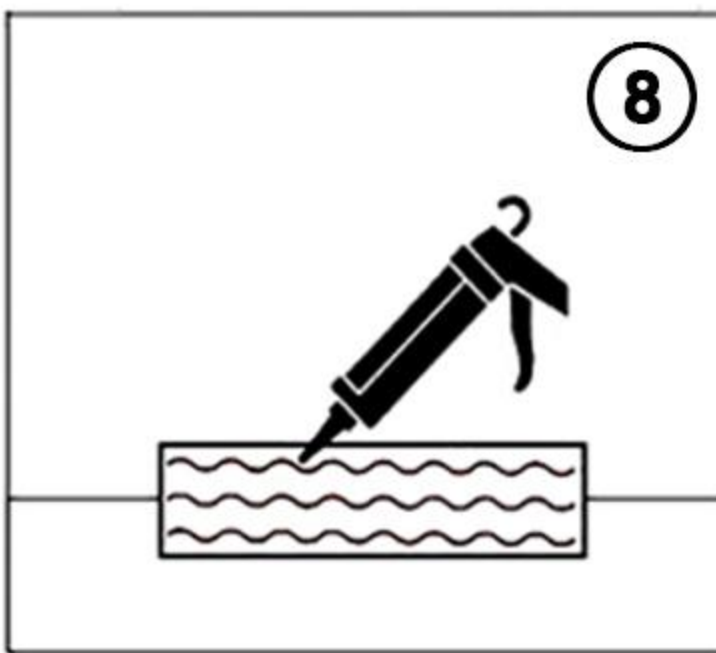
Option 1: Screw fixing - drilling holes




Option 1: Screw fixing-plugs



Option 1: Screw fixing



Option 2: Grab Binder



Completion results



Indoor WPC Wall Panel



Product introduction

WPC fluted slat wall panels are the perfect wall paneling solution for remodeling any space. Made from a heavy duty Wood-Plastic Composite (WPC) and wrapped in a durable veneer-like finish.

Great for spaces with high volume traffic like commercial buildings, apartment rentals, hotels, property management, and homes as well. Easy and quick glue down installation using basic power tools.

Product Parameters

NAME: Indoor WPC Wall Panel
PRODUCT SUBSTRATE: wood powder, PVC, polymer
PRODUCT CHARACTERISTICS: Insulation, waterproofing, safety, fireproofing, thermal insulation
PRODUCT SPECIFICATIONS: 170*3000mm; thickness 20mm; other customized
APPLICABLE PLACES: office/home/showroom etc.




170*24mm




170*18mm




170*24mm




160*15mm



135*14mm



170*24mm



154*17mm



154*17mm




168*22mm




210*19mm



170*18mm



192*9mm



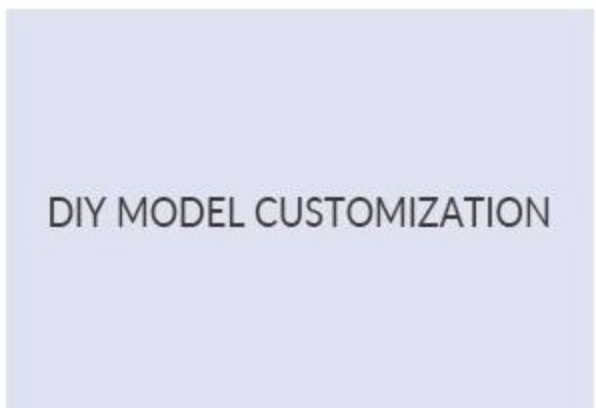
158*15mm



200*25mm



154*8mm



DIY MODEL CUSTOMIZATION

Swatches



Maple wood



Birch



Pine



Brazilian oak



Austrian maple



Sycamore tree



Norwegian sandalwood



Brazilian walnut



Oriental grapefruit



Clove walnut



French Teak



American ebony



Camellia sinensis



Aquamarijn



Visgraat essen



Starry pine and cypress



Angel white



Calico weave



Interstellar sky 1



Keep coffee dark grey




Frosted white



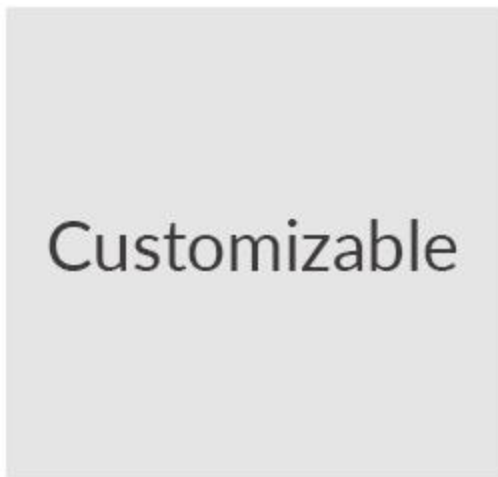
Sakura Pink



Cocoa dust



Rice coffee



Customizable

Application Scenario

